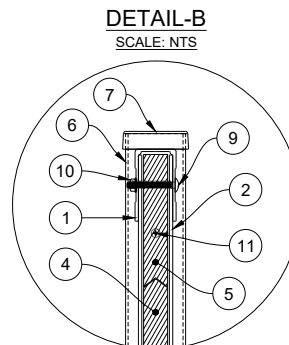


**DETAIL-A**  
SCALE: NTS

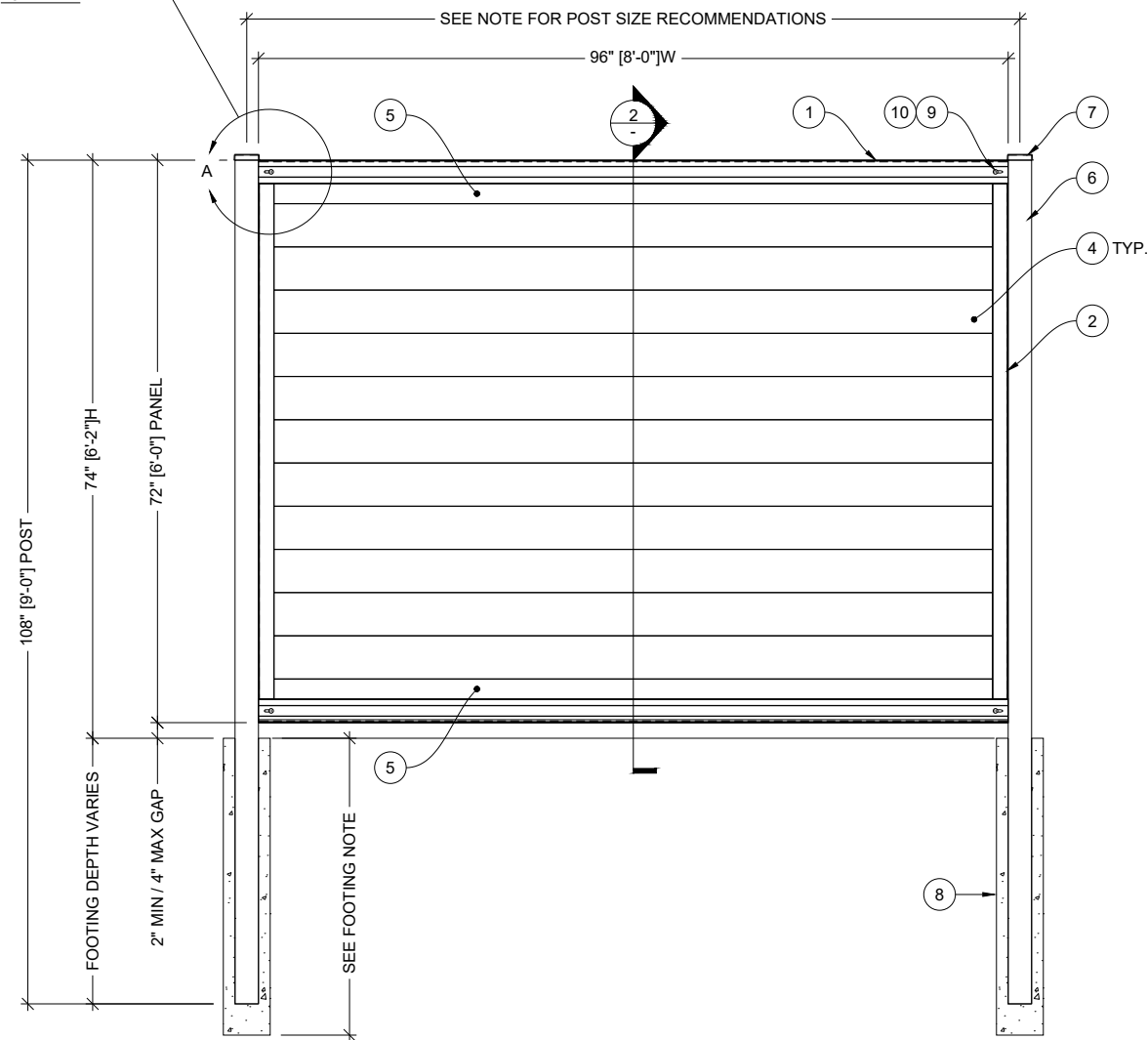
**POST RECOMMENDATIONS**

- 2 1/2" SQUARE X 14 GAUGE POST FOR RESIDENTIAL APPLICATIONS
- 3" SQUARE X 12 GAUGE POST FOR COMMERCIAL APPLICATIONS

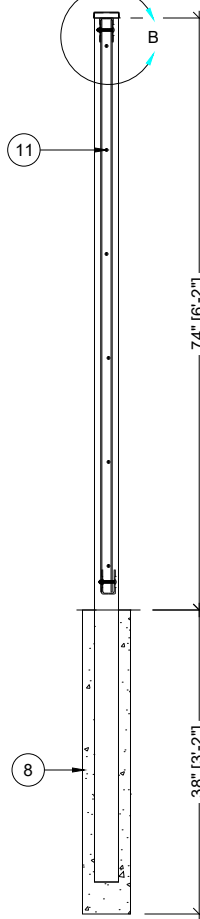
**ENGINEERING AND WINDLOAD REQUIREMENTS**  
SITE SPECIFIC ENGINEERING CALCULATIONS OR STAMP WILL BE REQUIRED TO MEET LOCAL CODES. ENGINEERING FEE WILL BE ADDED TO PROJECT WHEN REQUIRED.



**DETAIL-B**  
SCALE: NTS

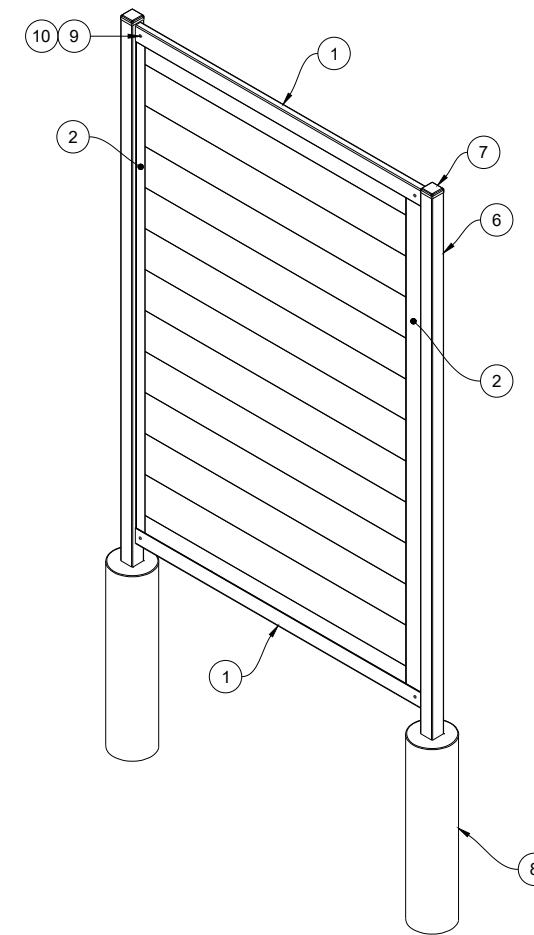


**1 FRONT VIEW**  
SCALE: 1/2" = 1'-0"



**2 SECTION**  
SCALE: 1/2" = 1'-0"

FOOTING DEPTH AND DIAMETER SHALL BE DETERMINED BY LOCAL BUILDER CODES. TO BE VERIFIED BY FENCE INSTALLER



**3 ISO VIEW**  
SCALE: 1/2" = 1'-0"

**BILL OF MATERIALS**

ITEM	QTY	PART NUMBER	DESCRIPTION
1	2	3" X 6'-0" CHANNEL	HORIZONTAL (TOP/BTM) GALVANIZED STEEL CHANNEL RAIL
2	2	2" X 6'-0" CHANNEL	VERTICAL GALVANIZED STEEL CHANNEL RAIL
3	N/A	CHANNELS ALLOW FOR UP TO 1" THK INFILL MATERIAL	INFILL QUANTITY MAY VARY DEPENDING ON TYPE SELECTED
4	11	1" X 6" X 6'-0" BOARDS	INFILL EXAMPLE ILLUSTRATED: HORIZONTAL BOARDS
5	2	1" X 6" X 6'-0" NOTCHED INFILL/BOARDS	TWO BOARDS TO BE NOTCHED FOR BOLT CLEARANCE AT TOP AND BTM CHANNEL
6	2	3" X 3" X 11GA, 9'-0" POST	STANDARD FENCE POST / OPTIONAL COMMERCIAL USE POST: 3" X 3" X 12 GA, 9'-0"L
7	2	3" X 3" CAP	3" SQ POST CAP STANDARD / OPTIONAL COMMERCIAL USE POST CAP: 3" SQ
8	2	6" DIAMETER CONCRETE PIER	POST PIER SIZE AND DEPTH TO BE SPECIFIED BY THE PROJECT'S EOR
9	4	ANSI B18.5 - 1/4-20 X 1-1/2" UNC CARRIAGE BOLT	ROUND HEAD SQUARE NECK CARRIAGE BOLT
10	4	IFI 100/107 1/4-20 HEX-HEAD FLANGE NUT	PREVAILING TORQUE TYPE HEX-HEAD FLANGE NUT
11	12	ANSI B18.6.4 - NO.10 X 5/8" SELF-TAPPING SCREW	VERTICAL CHANNEL, RECESSED HEAD SELF-TAPPING SCREW_TYPE-BT_TYPE-I

ABBREVIATIONS	
ANSI	AMERICAN NATIONAL STANDARDS INSTITUTE
CC	CENTER TO CENTER
EOR	ENGINEER OF RECORD
GA	GAUGE
H	HEIGHT
IFI	INDUSTRIAL FASTENER INSTITUTE
L	LENGTH
MAX	MAXIMUM
MIN	MINIMUM
NTS	NOT TO SCALE / DO NOT SCALE
SQ	SQUARE
THK	THICK / THICKNESS
TYP	TYPICAL
UNC	UNIFIED COURSE THREAD
W	WIDTH

POWDER COATING COLOR OPTIONS	
<input type="checkbox"/>	BLACK
<input type="checkbox"/>	BRONZE
<input type="checkbox"/>	WHITE
<input type="checkbox"/>	SILVER

DIMENSIONS ARE IN INCHES UNLESS OTHERWISE SPECIFIED:  
TOLERANCES:  
FRACTIONAL ± 1/32"  
ANGULAR: MACH / BEND ± 1/2°  
TWO PLACE DECIMAL ± .03  
THREE PLACE DECIMAL ± .005



TITLE:  
6' HIGH X 8' WIDE HORIZONTAL INFILL

PROPRIETARY AND CONFIDENTIAL  
THE INFORMATION CONTAINED IN THIS DRAWING IS THE SOLE PROPERTY OF FENCE TRAC. ANY REPRODUCTION IN PART OR AS A WHOLE WITHOUT THE WRITTEN PERMISSION OF FENCE TRAC IS PROHIBITED

	NAME	DATE
DRAWN:	JB	22-OCT-25
REVISED:	-	-
REVISED:	JB	22-OCT-25
MATERIAL:	GALVANIZED STEEL	

SIZE:	DWG. NO.	REV:
<b>B</b>	<b>25-1022-006</b>	<b>A</b>
SCALE: SEE DRAWING		SHEET 1 OF 1