

DETAIL-A
SCALE: NTS

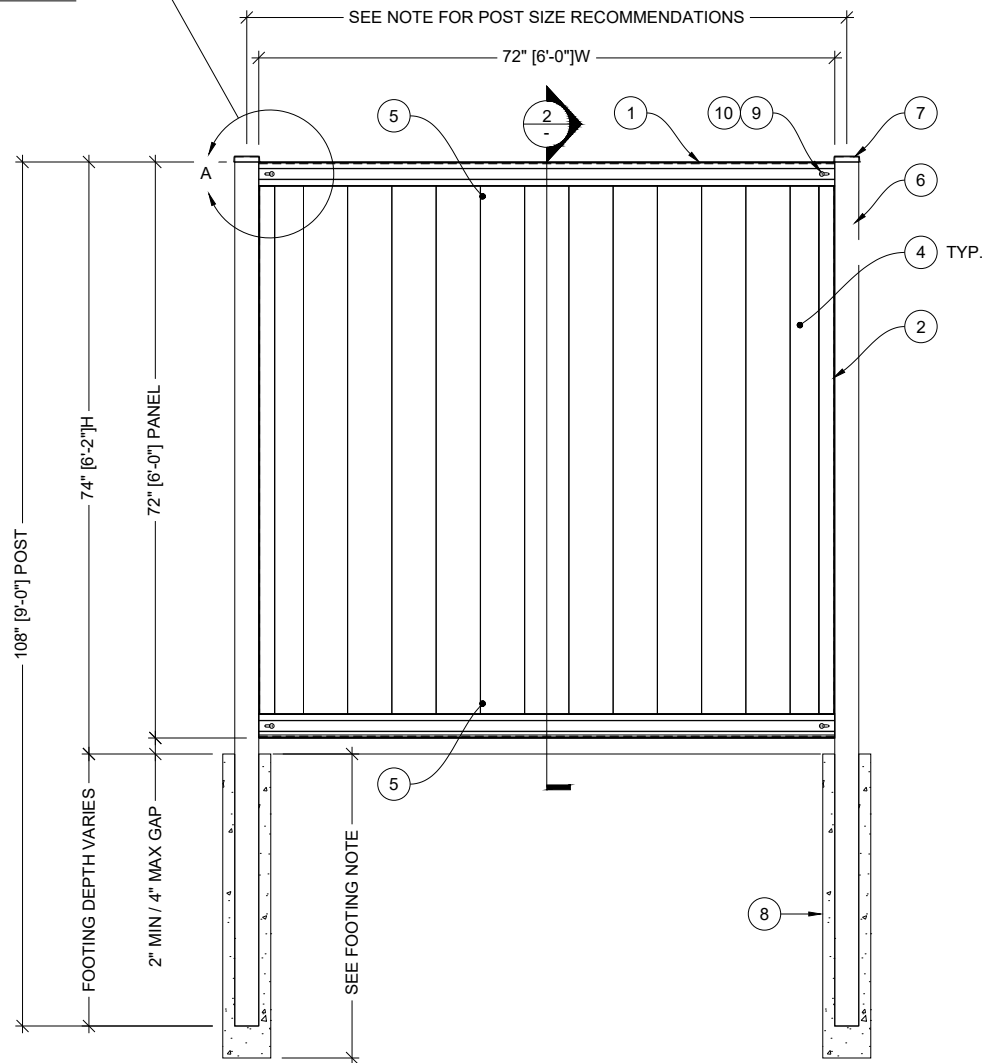
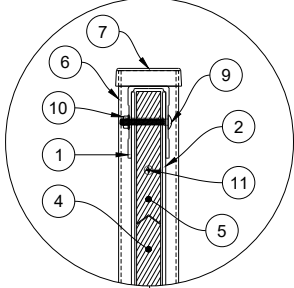
POST RECOMMENDATIONS

- 2 1/2" SQUARE X 14 GAUGE POST FOR RESIDENTIAL APPLICATIONS
- 3" SQUARE X 12 GAUGE POST FOR COMMERCIAL APPLICATIONS

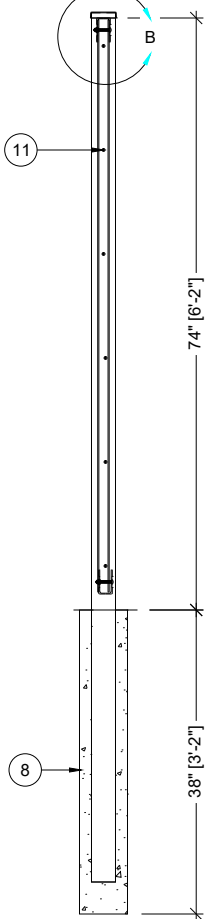
ENGINEERING AND WINDLOAD REQUIREMENTS

SITE SPECIFIC ENGINEERING CALCULATIONS OR STAMP WILL BE REQUIRED TO MEET LOCAL CODES. ENGINEERING FEE WILL BE ADDED TO PROJECT WHEN REQUIRED.

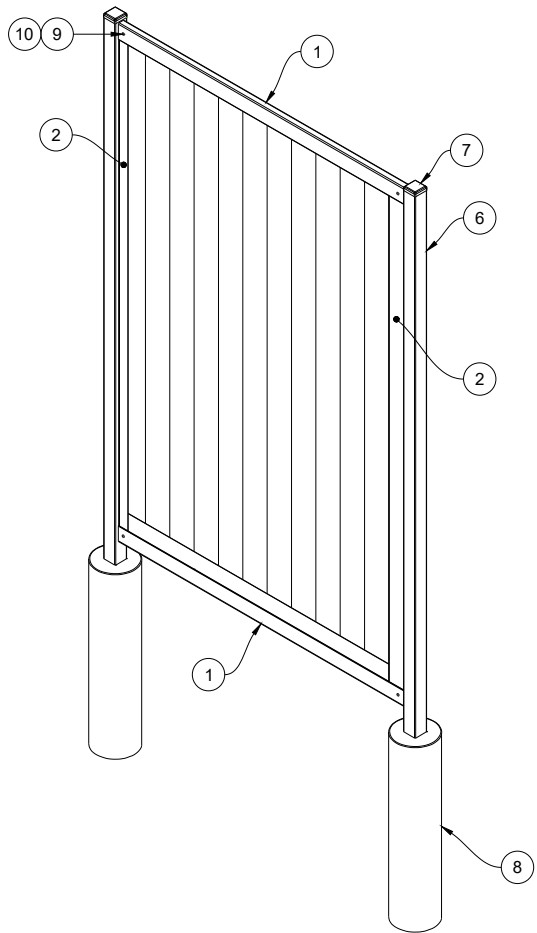
DETAIL-B
SCALE: NTS



1 FRONT VIEW
SCALE: 1/2" = 1'-0"



2 SECTION
SCALE: 1/2" = 1'-0"



3 ISO VIEW
SCALE: 1/2" = 1'-0"

FOOTING DEPTH AND DIAMETER SHALL BE DETERMINED BY LOCAL BUILDER CODES. TO BE VERIFIED BY FENCE INSTALLER

BILL OF MATERIALS

ITEM	QTY	PART NUMBER	DESCRIPTION
1	2	3" X 6'-0" CHANNEL	HORIZONTAL (TOP/BTM) GALVANIZED STEEL CHANNEL RAIL
2	2	2" X 6'-0" CHANNEL	VERTICAL GALVANIZED STEEL CHANNEL RAIL
3	N/A	CHANNELS ALLOW FOR UP TO 1" THK INFILL MATERIAL	INFILL QUANTITY MAY VARY DEPENDING ON TYPE SELECTED
4	11	1" X 6" X 6'-0" BOARDS	INFILL EXAMPLE ILLUSTRATED: VERTICAL BOARDS
5	2	1" X 6" X 6'-0" NOTCHED INFILL/BOARDS	TWO BOARDS TO BE NOTCHED FOR BOLT CLEARANCE AT TOP AND BTM CHANNEL
6	2	3" X 3" X 11GA, 9'-0" POST	STANDARD FENCE POST / OPTIONAL COMMERCIAL USE POST: 3" X 3" X 12 GA, 9'-0"L
7	2	3" X 3" CAP	3" SQ POST CAP STANDARD / OPTIONAL COMMERCIAL USE POST CAP: 3" SQ
8	2	6" DIAMETER CONCRETE PIER	POST PIER SIZE AND DEPTH TO BE SPECIFIED BY THE PROJECT'S EOR
9	4	ANSI B18.5 - 1/4-20 X 1-1/2" UNC CARRIAGE BOLT	ROUND HEAD SQUARE NECK CARRIAGE BOLT
10	4	IFI 100/107 1/4-20 HEX-HEAD FLANGE NUT	PREVAILING TORQUE TYPE HEX-HEAD FLANGE NUT
11	12	ANSI B18.6.4 - NO.10 X 5/8" SELF-TAPPING SCREW	VERTICAL CHANNEL, RECESSED HEAD SELF-TAPPING SCREW_TYPE-BT_TYPE-I

ABBREVIATIONS

ANSI	AMERICAN NATIONAL STANDARDS INSTITUTE
CC	CENTER TO CENTER
EOR	ENGINEER OF RECORD
GA	GAUGE
H	HEIGHT
IFI	INDUSTRIAL FASTENER INSTITUTE
L	LENGTH
MAX	MAXIMUM
MIN	MINIMUM
NTS	NOT TO SCALE / DO NOT SCALE
SQ	SQUARE
THK	THICK / THICKNESS
TYP	TYPICAL
UNC	UNIFIED COURSE THREAD
W	WIDTH

POWDER COATING COLOR OPTIONS

	BLACK
	BRONZE
	WHITE
	SILVER

DIMENSIONS ARE IN INCHES
UNLESS OTHERWISE SPECIFIED:

TOLERANCES:
FRACTIONAL ± 1/32"
ANGULAR: MACH / BEND ± 1/2°
TWO PLACE DECIMAL ± .03
THREE PLACE DECIMAL ± .005

FENCE TRAC

TITLE:
6' HIGH X 6' WIDE VERTICAL INFILL

SIZE: DWG. NO. REV:
B 25-1022-007 **A**

SCALE: SEE DRAWING SHEET 1 OF 1

PROPRIETARY AND CONFIDENTIAL
THE INFORMATION CONTAINED IN THIS
DRAWING IS THE SOLE PROPERTY OF FENCE
TRAC. ANY REPRODUCTION IN PART
OR AS A WHOLE WITHOUT THE WRITTEN
PERMISSION OF FENCE TRAC IS PROHIBITED

NAME	DATE
DRAWN: JB	22-OCT-25
REVISED: -	-
REVISED: -	-
MATERIAL: GALVANIZED STEEL	