

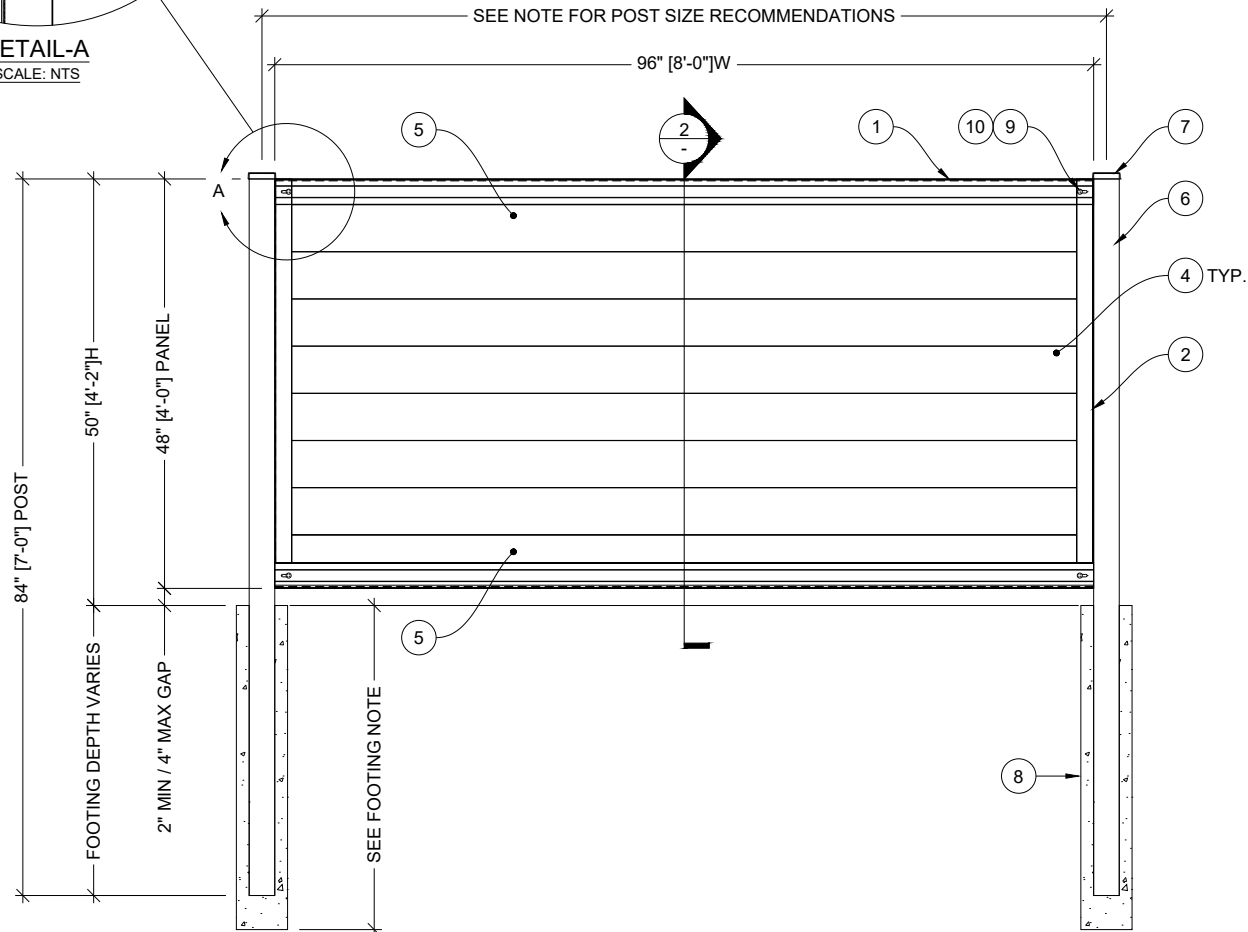
DETAIL-A
SCALE: NTS

POST RECOMMENDATIONS

- 2 1/2" SQUARE X 14 GAUGE POST FOR RESIDENTIAL APPLICATIONS
- 3" SQUARE X 12 GAUGE POST FOR COMMERCIAL APPLICATIONS

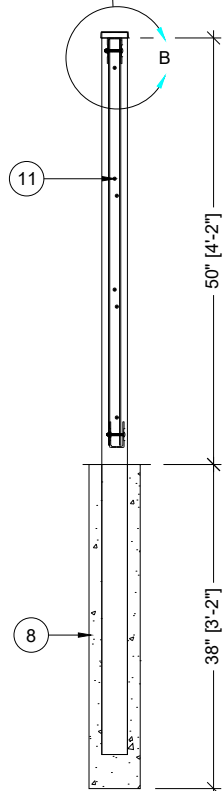
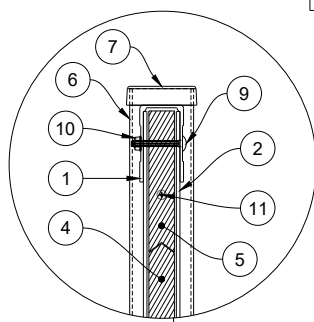
ENGINEERING AND WINDLOAD REQUIREMENTS

SITE SPECIFIC ENGINEERING CALCULATIONS OR STAMP WILL BE REQUIRED TO MEET LOCAL CODES. ENGINEERING FEE WILL BE ADDED TO PROJECT WHEN REQUIRED.



1 FRONT VIEW
SCALE: 1/2" = 1'-0"

DETAIL-B
SCALE: NTS



2 SECTION
SCALE: 1/2" = 1'-0"

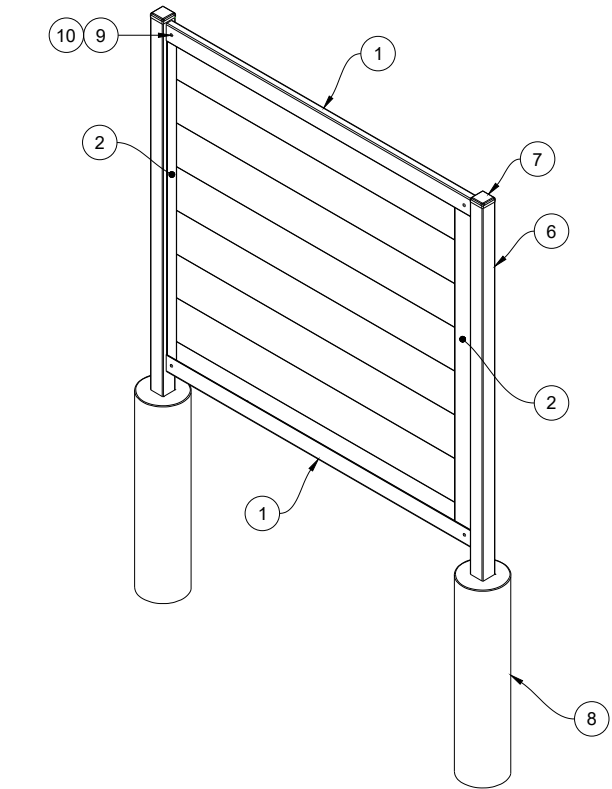
FOOTING DEPTH AND DIAMETER SHALL BE DETERMINED BY LOCAL BUILDER CODES. TO BE VERIFIED BY FENCE INSTALLER

BILL OF MATERIALS

| ITEM | QTY | PART NUMBER | DESCRIPTION |
|------|-----|---|---|
| 1 | 2 | 3" X 6'-0" CHANNEL | HORIZONTAL (TOP/BTM) GALVANIZED STEEL CHANNEL RAIL |
| 2 | 2 | 2" X 6'-0" CHANNEL | VERTICAL GALVANIZED STEEL CHANNEL RAIL |
| 3 | N/A | CHANNELS ALLOW FOR UP TO 1" THK INFILL MATERIAL | INFILL QUANTITY MAY VARY DEPENDING ON TYPE SELECTED |
| 4 | 11 | 1" X 6" X 6'-0" BOARDS | INFILL EXAMPLE ILLUSTRATED: HORIZONTAL BOARDS |
| 5 | 2 | 1" X 6" X 6'-0" NOTCHED INFILL/BOARDS | TWO BOARDS TO BE NOTCHED FOR BOLT CLEARANCE AT TOP AND BTM CHANNEL |
| 6 | 2 | 3" X 3" X 11GA, 9'-0" POST | STANDARD FENCE POST / OPTIONAL COMMERCIAL USE POST: 3" X 3" X 12 GA, 9'-0"L |
| 7 | 2 | 3" X 3" CAP | 3" SQ POST CAP STANDARD / OPTIONAL COMMERCIAL USE POST CAP: 3" SQ |
| 8 | 2 | 6" DIAMETER CONCRETE PIER | POST PIER SIZE AND DEPTH TO BE SPECIFIED BY THE PROJECT'S EOR |
| 9 | 4 | ANSI B18.5 - 1/4-20 X 1-1/2" UNC CARRIAGE BOLT | ROUND HEAD SQUARE NECK CARRIAGE BOLT |
| 10 | 4 | IFI 100/107 1/4-20 HEX-HEAD FLANGE NUT | PREVAILING TORQUE TYPE HEX-HEAD FLANGE NUT |
| 11 | 12 | ANSI B18.6.4 - NO.10 X 5/8" SELF-TAPPING SCREW | VERTICAL CHANNEL, RECESSED HEAD SELF-TAPPING SCREW_TYPE-BT_TYPE-I |

ABBREVIATIONS

| ANSI | AMERICAN NATIONAL STANDARDS INSTITUTE |
|------|---------------------------------------|
| CC | CENTER TO CENTER |
| EOR | ENGINEER OF RECORD |
| GA | GAUGE |
| H | HEIGHT |
| IFI | INDUSTRIAL FASTENER INSTITUTE |
| L | LENGTH |
| MAX | MAXIMUM |
| MIN | MINIMUM |
| NTS | NOT TO SCALE / DO NOT SCALE |
| SQ | SQUARE |
| THK | THICK / THICKNESS |
| TYP | TYPICAL |
| UNC | UNIFIED COURSE THREAD |
| W | WIDTH |



3 ISO VIEW
SCALE: 1/2" = 1'-0"

POWDER COATING COLOR OPTIONS

| | |
|--|--------|
| | BLACK |
| | BRONZE |
| | WHITE |
| | SILVER |

DIMENSIONS ARE IN INCHES
UNLESS OTHERWISE SPECIFIED:

| | |
|----------------------|---------|
| TOLERANCES: | |
| FRACTIONAL | ± 1/32" |
| ANGULAR: MACH / BEND | ± 1/2° |
| TWO PLACE DECIMAL | ± .03 |
| THREE PLACE DECIMAL | ± .005 |

FENCE TRAC

TITLE:
4' HIGH X 8' WIDE HORIZONTAL INFILL

PROPRIETARY AND CONFIDENTIAL
THE INFORMATION CONTAINED IN THIS
DRAWING IS THE SOLE PROPERTY OF FENCE
TRAC. ANY REPRODUCTION IN PART
OR AS A WHOLE WITHOUT THE WRITTEN
PERMISSION OF FENCE TRAC IS PROHIBITED

| | NAME | DATE |
|-----------|------------------|-----------|
| DRAWN: | JB | 22-OCT-25 |
| REVISED: | - | - |
| REVISED: | - | - |
| MATERIAL: | GALVANIZED STEEL | |

| | | |
|--------------------|-------------|--------------|
| SIZE: | DWG. NO. | REV: |
| B | 25-1022-002 | A |
| SCALE: SEE DRAWING | | SHEET 1 OF 1 |